



PATIENT INFORMATION ON SELF INJECTING LOW DOSE METHOTREXATE FOR THE TREATMENT OF ARTHRITIS

(Brand names: Hospira, Methacord, Methotrexate Accord, Trexject)

This sheet is useful if your doctor has recommended injections of methotrexate either for better efficacy or to reduce side-effects. It gives information about how you, or a friend or family member, can safely inject methotrexate, the steps to follow and the equipment you will need. For general information on methotrexate, refer to the "Methotrexate" patient information.

How is methotrexate supplied?

Injectable methotrexate is supplied in a vial with clear yellow liquid as 50mg in 2ml. Usually five vials are provided on each prescription.

It is also available as syringes (Trexject) with set doses of 7.5mg/0.15mL, 10mg/0.2mL, 15mg/0.3mL, 20mg/0.4mL and 25mg/0.5mL.

Can I inject methotrexate by myself?

Yes, methotrexate is most conveniently injected by yourself, a friend or family member. If necessary your GP (or their nurse) may do it for you. You can arrange for them to help you with your first injection/s until you are confident to do it yourself.

How often will I need an injection?

Injections of methotrexate are given **once a week**.

Is the injection painful?

The injection is relatively painless as it uses a fine needle that is inserted just under the skin (subcutaneous). It is often described as the feeling of a slight pinprick and only lasts for a few seconds.

How should I store the methotrexate?

It does not need to be kept in the fridge but should be stored away from heat or light (in a cool pantry or cupboard, not on a windowsill). Ensure it is stored out of the reach of children.

What other equipment do I need?

If you are using the Trexject syringes you will need a sharps container for disposing of the syringe after the injection (The company for Trexject can also provide this or it can be obtained from pharmacies). You may also obtain alcohol swabs to clean the skin before injecting.

If using the vials as pictured below, you will also need Insulin syringes (1ml) which have a fine needle and are recommended for methotrexate injections. These syringes have numbers written along their side to help you draw up the correct amount of liquid for the dose of methotrexate you are taking. Syringes can be bought in bags of 10 at the pharmacy.



How much of the liquid should I draw up and inject if using the vial?

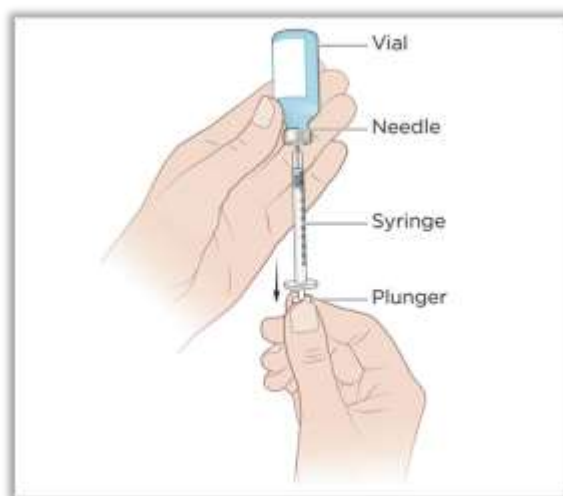
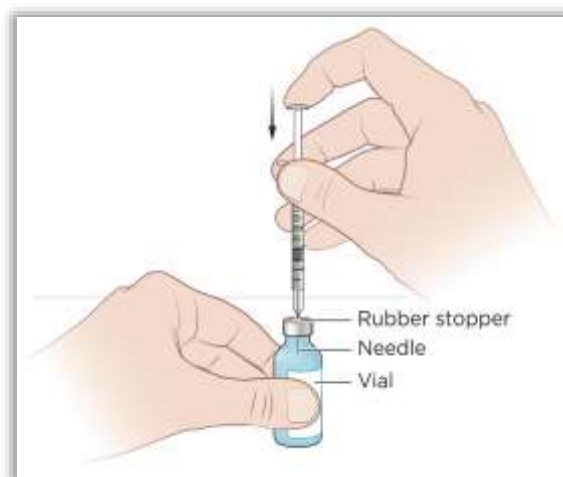
The following table tells you how much liquid to draw up for different doses and what number this is on an insulin syringe. Your doctor will usually prescribe a dose between 10 and 25mg. So, for example if your dose is 25mg of methotrexate you will need to draw up 1.0ml. 1.0ml is the number 100 on an insulin syringe.

Methotrexate dose	Amount of liquid to draw up	Number on insulin syringe
10mg	0.4ml	40
15mg	0.6ml	60
20mg	0.8ml	80
25mg	1.0ml	100

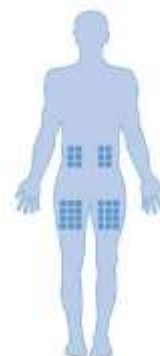
If you are unsure about your dose or how much liquid you need to inject, check with your GP, pharmacist or rheumatologist before injecting.

How do I do the injection?

1. Wash your hands with soap and water.
2. The area of your skin that you are injecting should be clean (for example after a shower) or wash with soap and water. If you prefer you can wipe it with an alcohol swab and allow 60 seconds to dry but it is not required.
3. Remove the protective cover from the methotrexate vial. If it has been used before rub the rubber top with an alcohol swab and allow 60 seconds to dry.
4. Remove the cap of the needle and insert the needle through the rubber stopper of the vial. Push the plunger down to the end to push out any air from the syringe. Make sure the needle tip is in the liquid then pull the plunger back and draw up the required quantity of methotrexate liquid (note, it is not harmful if there is a small air pocket in the syringe and you accidentally inject a little air with the solution under the skin).



5. Pinch about an inch of your cleaned skin and push the needle into the skin, like a dart, at an angle of approximately 90° (right angle). If you are injecting yourself, the lower abdomen or the thighs are probably easiest as shown in the figure.



- Never inject into skin that is tender, bruised, red, hard, scarred or where you have stretch marks. If you have psoriasis, you should avoid injecting directly into any raised, thick, red or scaly skin patches or lesions.
6. Release the skin and push the plunger on the syringe all the way down to inject the methotrexate. Pull the needle straight out

and apply some pressure to the skin with a cotton wool ball for a few seconds. Do not worry if there is a small amount of leakage or you get methotrexate on your skin as it is not absorbed - just wash your hands. Slight bleeding or bruising at the injection site is normal and the bleeding should ease quickly if you apply pressure with a cotton wool ball or tissue.

7. Put the syringe and any old methotrexate vials, swabs or cotton wool balls into your sharps container. Wash your hands.

For the pre-filled syringes:

The procedure is the same except the syringes already have the set dose in the syringe.

Trexject syringes do contain sodium chloride, sodium hydroxide and water and so warming the syringe in your hands before injection may help any stinging.

General notes

The needle and syringe should only be used once and then thrown away in the sharps container. Never re-use syringes or needles. DO NOT THROW ANY SYRINGES OR NEEDLES into the general garbage or recycling.

Since the methotrexate solution does not contain preservative it is recommended that it is used once only. However in some instances

vials may be safely used more than once so you should discuss this with your doctor.

When your sharps container is three quarters full, seal and return to the pharmacy where you buy your methotrexate.

If you have forgotten to give yourself an injection at the right time, do it as soon as you remember and then follow on with the next injection one week later. Do not take a double dose to make up for the forgotten single dose. **If you are given or have given yourself too much (overdose)**

This rarely happens however, if you are given too much methotrexate, you may experience some of the effects listed under "Side effects" below. You should let your doctor know as soon as possible.

If you are uncertain about anything, particularly the dose, make sure you check with your doctor first.

For more information

For further information on methotrexate ask your rheumatologist or go to https://rheumatology.org.au/patients/documents/Methotrexate_2018.pdf

This video also shows how to inject methotrexate safely <https://vimeo.com/vichealth/ara>

Questions?

If you have any questions or concerns write them down and discuss them with your doctor.

Your doctor's contact details

How to help us help you Sign up to the ARAD project now!

The Australian Rheumatology Association collects information on how well these drugs work and how often they cause problems.

The best way to get this information is from you!

Contact us in any of the following ways:

Email: ARAD@monash.edu
Telephone: Sydney 02 9463 1889
or Melbourne 03 9508 3424
Fax: 1800 022 730
Visit our website: www.ARAD.org.au

The information in this sheet has been obtained from various sources and has been reviewed by the Australian Rheumatology Association. It is intended as an educational aid and does not cover all possible uses, actions, precautions, side effects, or interactions of the medicines mentioned. This information is not intended as medical advice for individual problems nor for making an individual assessment of the risks and benefits of taking a particular medicine. It can be reproduced in its entirety but cannot be altered without permission from the ARA. The NHMRC publication: How to present the evidence for consumers: preparation of consumer publications (2000) was used as a guide in developing this publication.